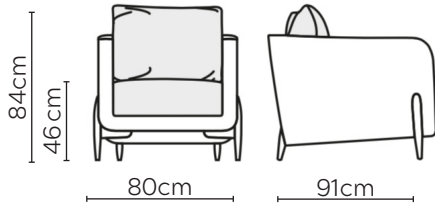


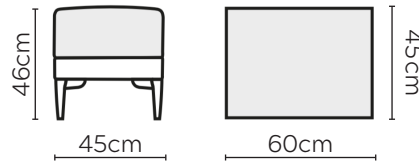
SITS JENNY SOFA

* NOT TO SCALE

W: 80cm - Armchair

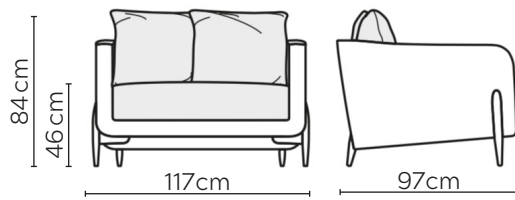


Pouf

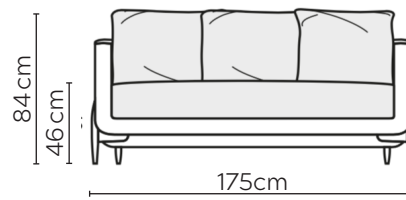


MEDIUM BACK CUSHIONS

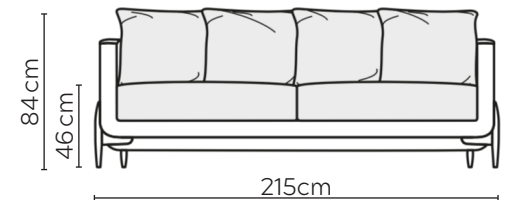
W: 117cm - Wide Armchair



W: 175cm - 1 seat pad

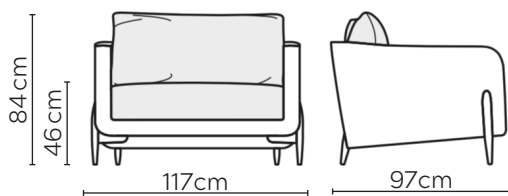


W: 215cm - 2 seat pads

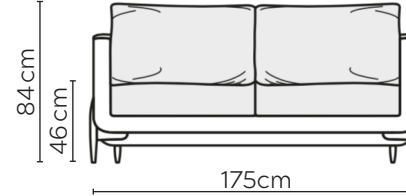


LARGE BACK CUSHIONS

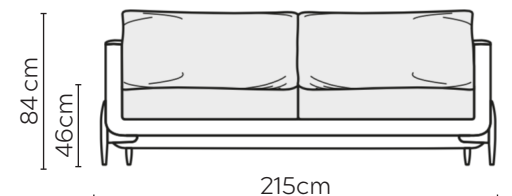
W: 117cm - Wide Armchair



W: 175cm - 2 seat pads



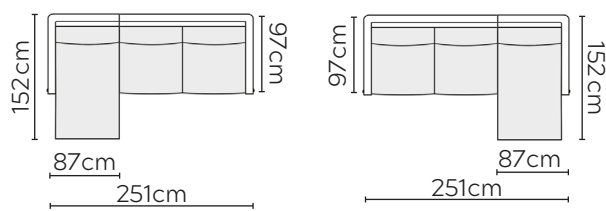
W: 215cm - 2 seat pads



SOFA COMPOSITIONS

LEFT OR RIGHT COMPOSITION IS AS VIEWED FROM AN AERIAL POSITION
SHOWN WITH LARGE BACK CUSHIONS, ALL AVAILABLE WITH MEDIUM AND LARGE BACK CUSHIONS

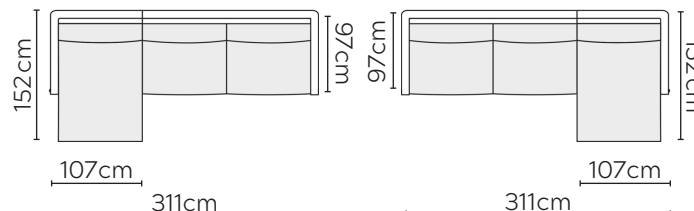
CORNER SOFA SET A



LEFT

RIGHT

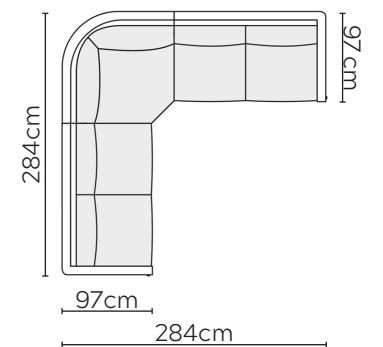
CORNER SOFA SET B



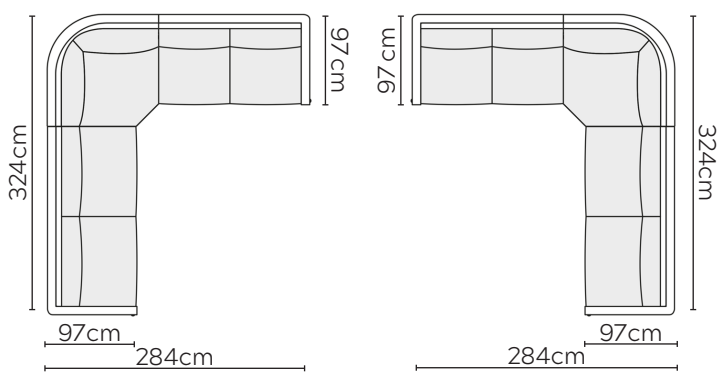
LEFT

RIGHT

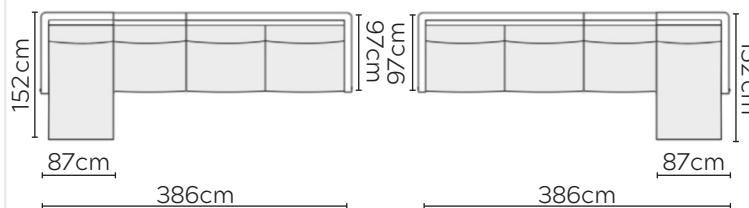
CORNER SOFA SET C



CORNER SOFA SET D



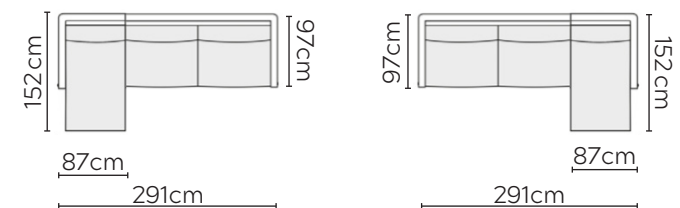
CORNER SOFA SET E



LEFT

RIGHT

CORNER SOFA SET F



LEFT

RIGHT

Please allow for a +/- 3cm tolerance on all product elements