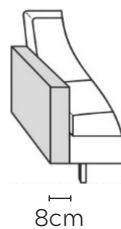


IMPULSE SOFA

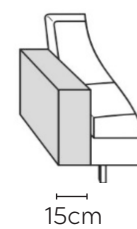
* NOT TO SCALE

All sofa measurements are shown with Armrest 1.
For Armrest 2 add 7cm per arm.

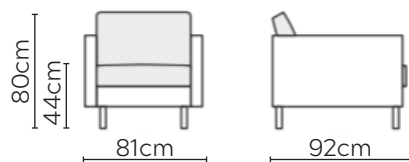
ARMREST 1



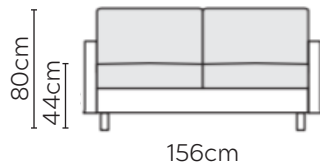
ARMREST 2



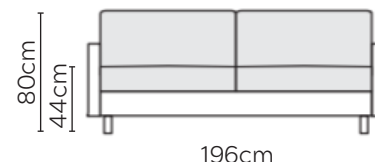
W: 81cm Armchair



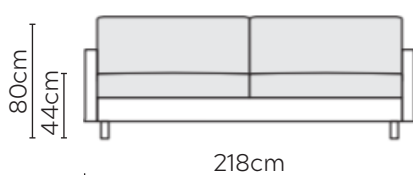
W: 156cm - 2 seat pads



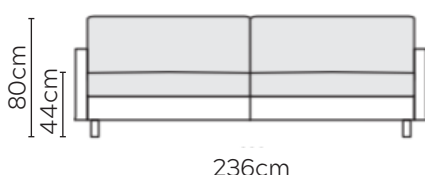
W: 196cm - 2 seat pads



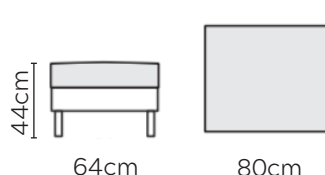
W: 218cm - 2 seat pads



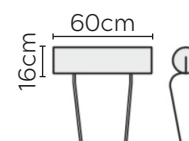
W: 236cm - 2 seat pads
2-part modular base



Pouf



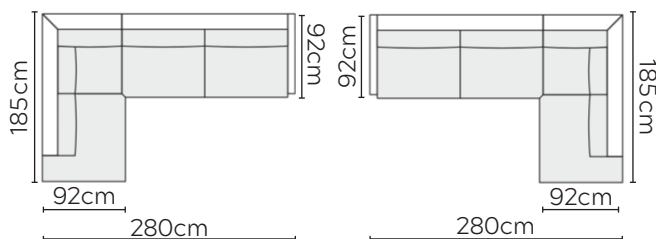
Headrest



SOFA COMPOSITIONS

LEFT OR RIGHT COMPOSITION IS AS VIEWED FROM AN AERIAL POSITION

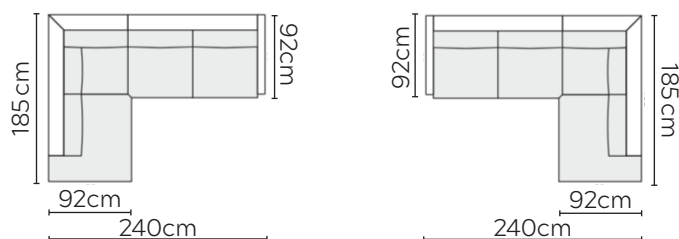
CORNER SOFA SET 4



LEFT

RIGHT

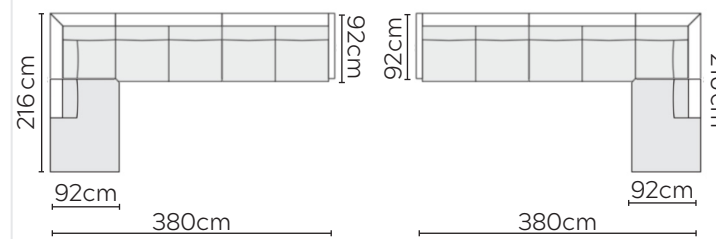
CORNER SOFA SET 5



LEFT

RIGHT

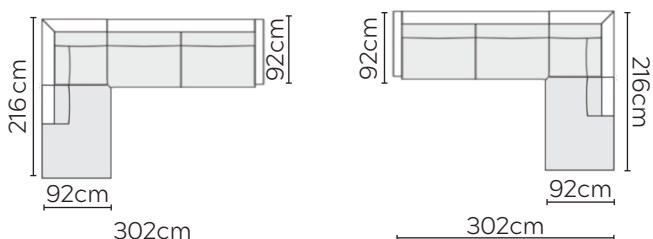
CORNER SOFA SET A



LEFT

RIGHT

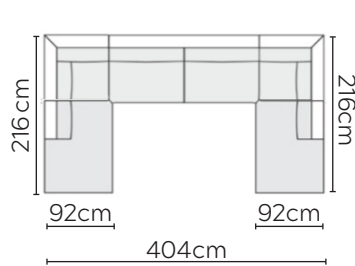
CORNER SOFA SET B



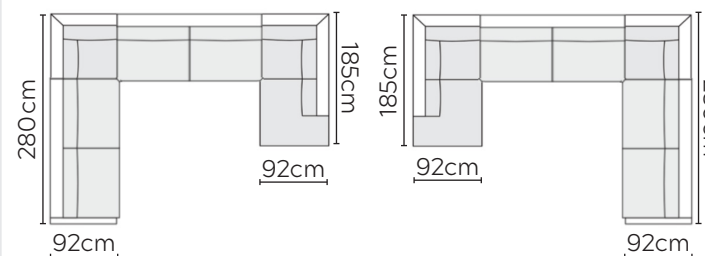
LEFT

RIGHT

CORNER SOFA SET C



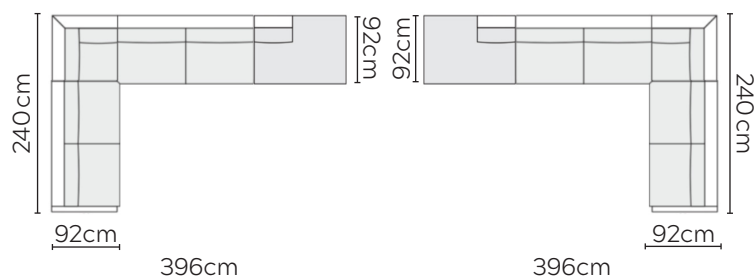
CORNER SOFA SET D



LEFT

RIGHT

CORNER SOFA SET E



LEFT

RIGHT

Please allow for a +/- 3cm tolerance on all product elements