

CANE-LINE CONNECT SOFA

* NOT TO SCALE
LEFT OR RIGHT COMPOSITION IS AS VIEWED FROM A SEATED POSITION



2 SEATER
RIGHT SOFA



CHAISE
LOUNGE LEFT



CORNER
MODULE



SINGLE
SEATER SOFA

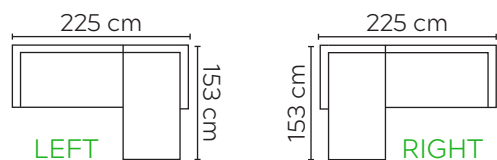


CHAISE
LOUNGE RIGHT

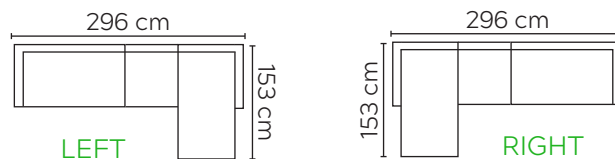


2 SEATER
LEFT SOFA

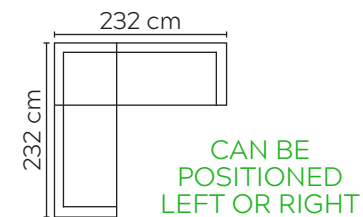
COMPOSITION 1



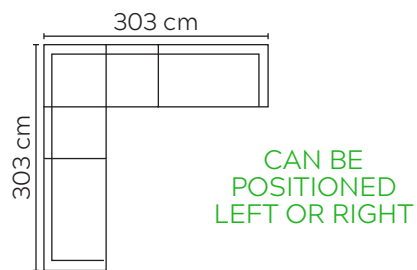
COMPOSITION 2



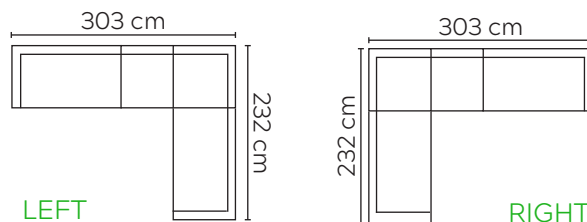
COMPOSITION 3



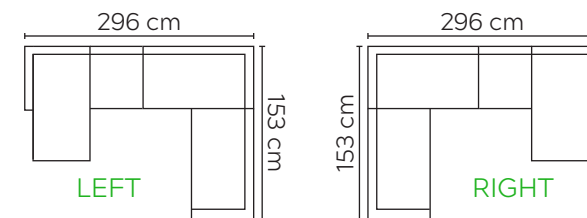
COMPOSITION 4



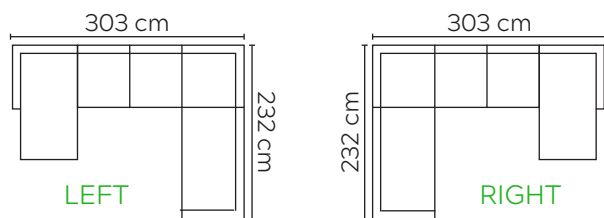
COMPOSITION 5



COMPOSITION 6



COMPOSITION 7



COMPOSITION 8

