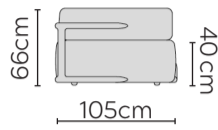


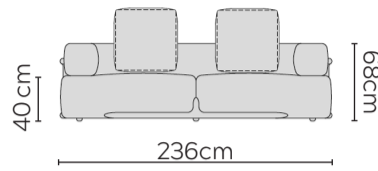
# KLEM SOFA

\* NOT TO SCALE

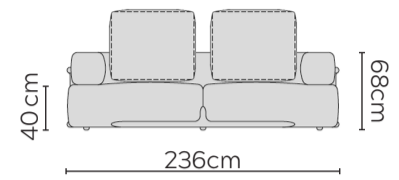
## Side Profile



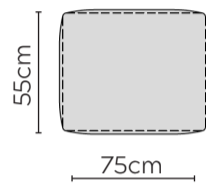
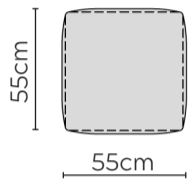
W: 236cm - 85cm Seat Pads  
With Two Medium Back Cushions



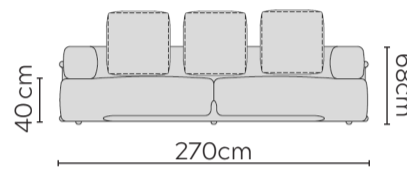
W: 236cm - 85cm Seat Pads  
With Two Large Back Cushions



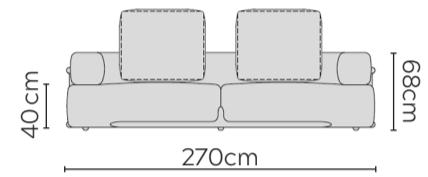
## Medium Back Cushion    Large Back Cushion



W: 270cm - 102cm Seat Pads  
With Three Medium Back Cushions

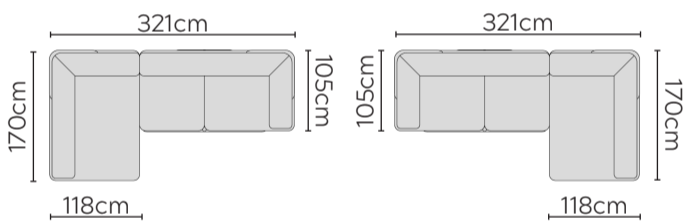


W: 270cm - 102cm Seat Pads  
With Two Large Back Cushions



## SOFA COMPOSITIONS AS VIEWED FROM AN AERIAL POSITION

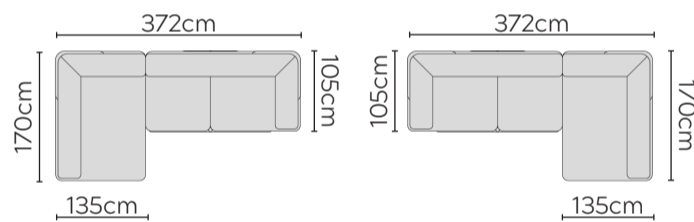
SET A - 85cm Seat Pads  
3 Medium Back Cushions  
Or, 3 Large Back Cushions



LEFT

RIGHT

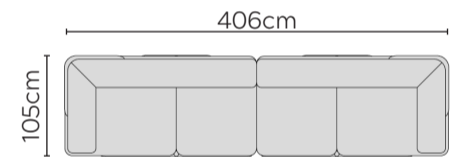
SET A - 102cm Seat Pads  
5 Medium Back Cushions  
Or, 3 Large Back Cushions



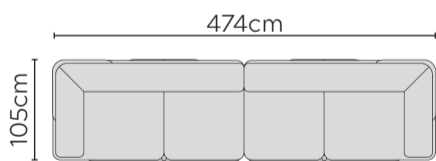
LEFT

RIGHT

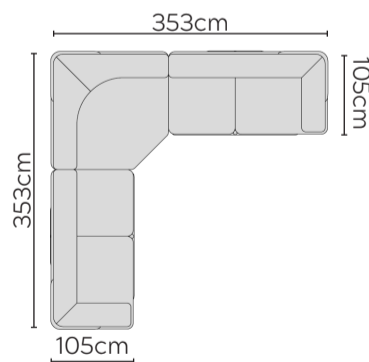
SET B - 85cm Seat Pads  
4 Medium Back Cushions  
Or, 4 Large Back Cushions



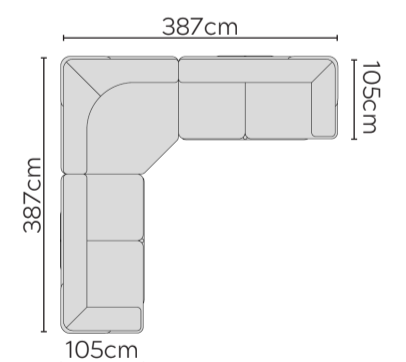
SET B - 102cm Seat Pads  
6 Medium Back Cushions  
Or, 4 Large Back Cushions



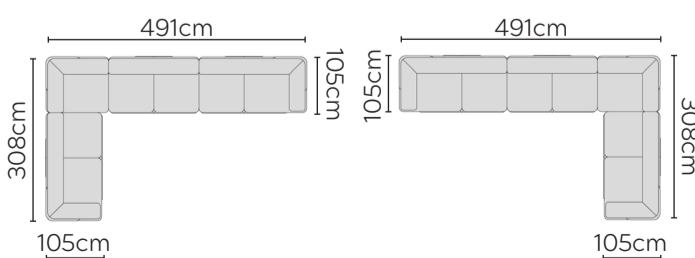
SET C - 85cm Seat Pads  
8 Medium Back Cushions  
Or, 6 Large Back Cushions with 2 Medium Cushions



SET C - 102cm Seat Pads  
10 Medium Back Cushions  
Or, 6 Large Back Cushions with 2 Medium Cushions



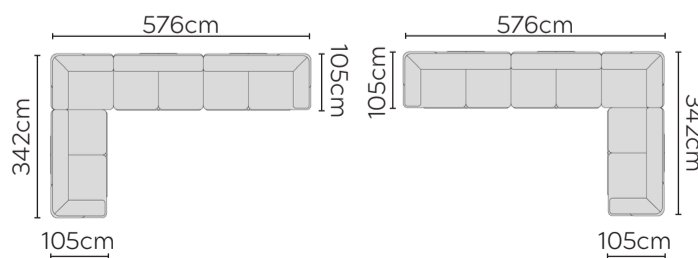
SET D - 85cm Seat Pads  
8 Medium Back Cushions  
Or, 6 Large Back Cushions with 2 Medium Cushions



LEFT

RIGHT

SET D - 102cm Seat Pads  
11 Medium Back Cushions  
Or, 6 Large Back Cushions with 2 Medium Cushions



LEFT

RIGHT